







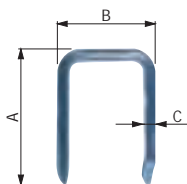


# ACCESSORIES

66-67	Cable Staples, Plastic Cable & Fiber Insulated Staples	
68	Solderless Terminal Lugs & Knock-Out Seals	
69	Split Bolt Connectors	
70	Strain Relief Cord Connectors & Beam Clamp	
71	Switch Box Supports & Conduit Hangers	
72	Nail Plate & Ground Screw	
73	Ground Clip, Fixture Locknut & Extension	
74	Ground Wire & Knock-Out Bushing	

### Cable Staples

Grapas Del Cable



**Use:**  
Cable staples are used to secure Nonmetallic Sheathed, Armored and Service Entrance Cables to wooden Structures.

**Uso:**  
Las grapas para cables se utilizan para asegurar los cables con revestimiento no metálico, blindados y de entrada de servicio en estructuras de madera.

**Materials / Materiales :**

- Steel / Acero

**Standards / Estándares :**

NEC Article 336-15

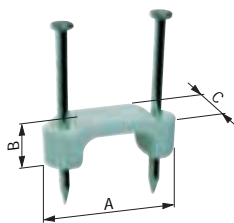
## ACCESSORIES

Catalog Number	UPC No	Trade Size	Nominal Dimensions			Pcs/ Unit	Ctn/Case Qty/Qty	Case Wt.
			A	B	C			
<b>2 or 3# 14-10 Nonmetallic Cable</b>								
18073	18073-7	1/2"	1.20	0.77	0.10	25/card	10/120	21.7
56048	56048-5	1/2"	1.20	0.77	0.10	100/box	20	11.9
56049	56049-2	1/2"	1.20	0.77	0.10	500/box	10	26.2
58048	58048-3	1/2"	1.20	0.77	0.10	5000/bkt	1	29.8

Catalog Number	UPC No	Trade Size	Nominal Dimensions			Pcs/ Unit	Ctn/Case Qty/Qty	Case Wt.
			A	B	C			
<b>2or 3# 14-10 Armored Cable</b>								
18074	18074-4	5/8"	1.25	0.77	0.10	25/card	10/120	29.5
56068	56068-3	5/8"	1.25	0.77	0.10	100/box	20	14.0
56069	56069-0	5/8"	1.25	0.77	0.10	500/box	10	33.3
58068	58068-1	5/8"	1.25	0.77	0.10	4000/bkt	1	22.6

### Plastic Cable Staples

Grapas Plásticas Del Cable



**Use:**  
Plastic cable staples are used to secure Nonmetallic Sheathed and Underground Feeder Cables to wooden Structures.

**Uso:**  
Las grapas de plástico para cables se utilizan para asegurar los cables con revestimiento no metálico y los cables de alimentación subterráneos en estructuras de madera.

**Materials / Materiales :**

- Plastic / Plástico

**Standards / Estándares :**

NEC Article 336-15

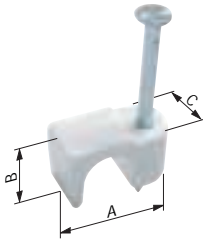
## ACCESSORIES

Catalog Number	UPC No	Trade Size	Nominal Dimensions			Pcs/ Unit	Ctn/Case Qty/Qty	Case Wt.
			A	B	C			
<b>2#14-10 Nonmetallic Cable, 2#14-12 Underground Feeder Cable</b>								
18606	18606-7	1/2"	0.90	0.30	0.37	1/card	10/120	16.8
52170	52170-7	1/2"	0.90	0.30	0.37	50/box	20	6.0
52160	52160-8	1/2"	0.90	0.30	0.37	100/box	10	5.4

Catalog Number	UPC No	Trade Size	Nominal Dimensions			Pcs/ Unit	Ctn/Case Qty/Qty	Case Wt.
			A	B	C			
<b>3#14-10 Nonmetallic Cable, 2#10-8 Underground Feeder Cable</b>								
18607	18607-4	3/4"	1.13	0.30	0.37	1/card	5/60	24.1
56070	56070-6	3/4"	1.13	0.30	0.37	50/box	20	5.7
56050	56050-8	3/4"	1.13	0.30	0.37	100/box	10	5.4

## Plastic Staples

Grapas Del Plástico



**Use:**  
Plastic staples are used to secure telephone, audio, coaxial and other small diameter wires.

**Uso:**  
Las grapas de plástico se utilizan para asegurar cables de teléfono, de audio, coaxiales y otros cables de diámetro pequeño.

**Materials / Materiales :**

- Plastic / Plástico

## ACCESSORIES

Catalog Number	UPC No	Trade Size	Nominal Dimensions			Pcs/ Unit	Ctn/Case Qty/Qty	Case Wt.
			A	B	C			

**For Telephone, Stereo, Bell and Flat Wires**

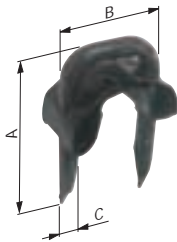
18611	18611-1	1/8"	0.53	0.23	0.27	1/card	10/120	14.7
56080	56080-5	1/8"	0.53	0.23	0.27	100/box	20	4.8

**For RG59 Coaxial Cable**

18612	18612-8	1/4"	0.53	0.32	0.27	1/card	10/120	15.1
56089	56089-8	1/4"	0.53	0.32	0.27	100/box	20	4.7

## Fiber Insulated Staples

La Fibra Aisló Grapas



**Use:**  
Fiber insulated staples are used to secure telephone, audio and other small diameter wires.

**Uso:**  
Las grapas de plástico se utilizan para asegurar cables de teléfono, de audio, coaxiales y otros cables de diámetro pequeño.

**Materials / Materiales :**

- Steel / Acero

## ACCESSORIES


Catalog Number	UPC No	Trade Size	Nominal Dimensions			Pcs/ Unit	Ctn/Case Qty/Qty	Case Wt.
			A	B	C			

**For Telephone, Stereo, Bell and other flat Wires**

18066	18066-9	Brown	0.66	0.38	0.06	1/card	10/120	16.6
18067	08067-9	White	0.66	0.38	0.06	1/card	10/120	16.6
02-18067	18067-6	White	0.66	0.38	0.06	40/card	10/120	23.6

## Solderless Terminal Lugs

Estirones Del Terminal De Solderless



**Use:**

Compression type couplings are used to join Solderless terminal lugs are used to connect wires to a metal enclosure.

- One Hole, Single Collar

**Uso:**

Las agarraderas para terminales sin soldadura se utilizan para conectar los cables a recintos metálicos.

- Un Agujero, Solo Collar

**Materials / Materiales :**

- Electrolytic Copper / Cobre Electrolítico

**Standards / Estándares :**


- UL 486A
- CSA C22.2 No. 65
- NEMA FB-1

## ACCESSORIES

Catalog Number	UPC No 0-31857	Trade Size	Nominal Dimensions			Pcs/ Unit	Ctn/Case Qty/Qty	Case Wt.
			A	B	C			
18010	08010-5	#10 -#14	0.31	0.47	0.15	2	10/120	11.9
02-18010	18010-2	#10 -#14	0.31	0.47	0.15	2	10/120	13.9
18006	08006-8	#6 -#14	0.38	0.69	0.21	2	10/120	13.9
02-18006	18006-5	#6 -#14	0.38	0.69	0.21	2	10/120	15.9
02-18009	18009-6	#2-#8	0.50	0.92	0.34	2	10/120	24.6
18005	08005-1	#3/0-#4	0.76	1.45	0.54	1	10/120	30.1
02-18005	18005-8	#3/0-#4	0.76	1.45	0.54	1	10/120	36.6
18007	08007-5	#4/0-#2	1.00	1.74	0.57	1	10/120	36.2
02-18007	18007-2	#4/0-#2	1.00	1.74	0.57	1	10/120	38.2

## Knock-Out Seals

Sellos Del Golpe de gracia



**Use:**

Knock-out seals are used to close exposed holes in an outlet box or metal enclosure.

**Uso:**

Las selladuras para bocas se utilizan para cerrar los agujeros expuestos de una caja de distribución o de un recinto metálico.

**Materials / Materiales :**

- Steel / Acero

## ACCESSORIES

Catalog Number	UPC No 0-31857	Trade Size	Nominal Dimensions			Pcs/ Unit	Ctn/Case Qty/Qty	Case Wt.
			A	B	C			
<b>Carded</b>								
18150	18150-5	1/2"	1.00	0.37		4	10/120	15.4
18151	18151-2	3/4"	1.17	0.40		4	10/120	16.7
18152	18152-9	1"	1.45	0.44		4	10/120	12.8
18153	18153-6	1 1/4"	1.85	0.40		4	5/60	7.1
18154	18154-3	1 1/2"	2.20	0.31		4	5/60	7.1
18155	18155-0	2"	2.64	0.38		2	10/120	12.8

**Polybag**

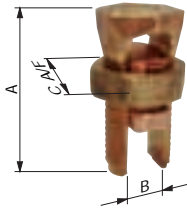
47150	47150-7	1/2"	1.00	0.37		1	100	2.1
49150	49150-5	1/2"	1.00	0.37		2	50	2.1
49151	49151-2	3/4"	1.17	0.40		1	50	1.6
44152	44152-4	1"	1.45	0.44		4	20	2.5
49152	49152-9	1"	1.45	0.44		1	25	1.9
44153	44153-1	1-1/4"	1.85	0.40		4	20	3.1
49153	49153-6	1-1/4"	1.85	0.40		1	25	1.4
44154	44154-8	1-1/2"	2.20	0.31		4	20	4.1
49154	49154-3	1-1/2"	2.20	0.31		1	25	1.7
44155	44155-5	2"	2.64	0.38		4	20	5.1
49155	49155-0	2"	2.64	0.38		1	25	2.1

**Boxed**

51691	51691-8	1/2"	1.00	0.37		-	100/1000	31.9
KO-50	61691-5	1/2"	1.00	0.37		-	100/500	
51692	51692-5	3/4"	1.17	0.40		-	100/1000	61.9
KO-75	61692-2	3/4"	1.17	0.40		-	100/500	
51693	51693-2	1"	1.45	0.44		-	50/500	12.9
51694	51694-9	1-1/4"	1.85	0.40		-	50/500	16.7
51695	51695-6	1-1/2"	2.20	0.31		-	50/500	20.6
51696	51696-3	2"	2.64	0.38		-	10/100	6.9

## Split Bolt Connectors

Conectores Partidos Del Perno



**Use:**

Split bolt connectors are used for tap and wire splicing on copper and copper weld conductors.

- Highly Resistant to Corrosion and Season Cracking

**Uso:**

Los conectores con pernos divididos se utilizan para empalmes de cables y de conectores roscados en conductores de cobre y soldados con cobre.

- Altamente resistente a agrietarse de la corrosión y de la estación

**Materials / Materiales :**

- Silicon Bronze / Bronce Del Silicio

**Standards / Estándares :**

UL 486A  
CSA C22.2 No. 65  
NEMA FB-1

## ACCESSORIES

Catalog Number	UPC No	Range of Equal Main and Tap		Min Tap with 1 Max Main	Pcs/ Unit	Ctn/Case Qty/Qty	Case Wt.
		Min	Max				


**Carded**

18808	18808-5	16 Str	8 Str	16 Str	2	10/120	14.5
18806	18806-1	10 Sol	6 Sol	16 Sol	2	10/120	18.7
18804	18804-7	8 Sol	4 Sol	16 Sol	1	10/120	17.1
18802	18802-3	6 Sol	2 Str	14 Str	1	10/120	22.2
18811	18811-5	4 Sol	1/0 Str	14 Sol	1	10/120	25.3
18829	18829-0	2 Sol	3/0 Str	12 Sol	1	10/120	39.2

Nominal Dimensions		
A	B	C
0.85	0.15	0.50
1.00	0.17	0.62
1.03	0.22	0.68
1.34	0.33	0.80
1.64	0.38	0.86
1.99	0.48	1.12

## Split Bolt Connectors

Conectores Partidos Del Perno



**Use:**

Split bolt connectors are used for tap and wire splicing on copper to copper, copper to aluminum, aluminum to aluminum, steel to copper and steel to aluminum conductors.

- Highly Resistant to Corrosion and Season Cracking

**Uso:**

Los conectores con pernos divididos se utilizan para empalmes de cables y de conectores roscados en conductores de cobre a cobre, cobre a aluminio, aluminio a aluminio, acero a cobre y acero a aluminio.

- Altamente resistente a agrietarse de la corrosión y de la estación

**Materials / Materiales :**

- Silicon Bronze / Bronce Del Silicio

**Finish / Final :**

- Electro-tin plated / la Electro-lata plateó

**Standards / Estándares :**

UL 486B  
CSA C22.2 No. 65  
NEMA FB-1

## ACCESSORIES

Catalog Number	UPC No	Range of Equal Main and Tap		Min Tap with 1 Max Main	Pcs/ Unit	Ctn/Case Qty/Qty	Case Wt.
		Min	Max				


**Carded**

18171*	18171-0	16 Str	8 Str	16 Str	2	10/120	16.46
18172	18172-7	14 Str	8 Str	14 Str	2	10/120	22.37
18173	18173-4	10 Str	6 Str	10 Sol	1	10/120	18.36
18174	18174-1	8 Sol	3 Str	8 Sol	1	10/120	24.41
18175	18175-8	8 Sol	2 Str	8 Sol	1	10/120	24.41
18176*	18176-5	6 Sol	1/0 Str	10 Sol	1	10/120	27.26
18177*	18177-2	6 Str	2/0 Str	10 Sol	1	10/120	36.66
18178*	18178-9	4 Str	3/0 Str	6 Sol	1	5/60	24.43
18179*	18179-6	4 Str	250MCM	4 Str	1	5/60	30.33

Nominal Dimensions		
A	B	C
0.85	0.15	0.50
1.00	0.17	0.62
1.26	0.22	0.68
1.55	0.33	0.80
1.55	0.33	0.80
1.64	0.38	0.86
1.83	0.42	0.99
2.00	0.48	1.13
2.32	0.58	1.32

## Strain Relief Cord Connectors

Conectores De la Cuerda Del Retenedor De Cable



**Use:**  
Strain relief cord connectors are used to connect S, SO, ST, SJ, SJO and SJT cord to a steel outlet box or metal enclosure.

- Rain-Tight

**Uso:**  
Los conectores con cordón de liberación de tensión se utilizan para conectar cordones S, SO, ST, SJ, SJO y SJT a una caja de distribución de acero o a un recinto de metal.

- Lluvia-Apretado

**Materials / Materiales :**

- Zinc Die-Cast / El Cinc Fundió A troquel

**Certification / Certificación :**



**Standards / Estándares :**  
UL 514B      CSA C22.2 No. 18  
NEMA FB-1    NEC Article 400

## ACCESSORIES

Catalog Number	UPC No 0-31857	Trade Size	Cord Range	Nominal Dimensions			Pcs/ Unit	Ctn/Case Qty/Qty	Case Wt.
				A	B	C			

**Polybag**

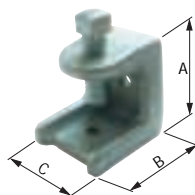
49210	49210-6	1/2"	.190-.260	1.19	0.26	0.38	1	10	1.2
49211	49211-3	1/2"	.260-.375	1.19	0.38	0.38	1	10	1.2
44211	44211-8	1/2"	.260-.375	1.19	0.38	0.38	2	20	4.0
49212	49212-0	1/2"	.375-.500	1.19	0.5	0.38	1	10	1.1
44212	44212-5	1/2"	.375-.500	1.19	0.5	0.38	2	20	3.9
49213	49213-7	3/4"	.440-.500	1.29	0.5	0.40	1	10	1.5
49214	49214-4	3/4"	.500-.625	1.29	0.63	0.40	1	10	1.4
49215	49215-1	3/4"	.625-.725	1.29	0.75	0.40	1	10	1.3

**Boxed**

55200	55200-8	1/2"	.190-.260	1.19	0.26	0.38	-	25/250	44.9
55201	55201-5	1/2"	.260-.375	1.19	0.38	0.38	-	25/250	23.9
55202	55202-2	1/2"	.375-.500	1.19	0.5	0.38	-	25/250	23.0
55203	55203-9	3/4"	.440-.500	1.29	0.5	0.40	-	25/250	66.9
55204	55204-6	3/4"	.500-.625	1.29	0.63	0.40	-	25/250	67.2
55205	55205-3	3/4"	.625-.725	1.29	0.75	0.40	-	25/250	67.2

## Beam Clamp

Abrazadera De la Viga



**Use:**  
Beam clamps are used on a beam, girder or other similar structure to provide a mounting base for conduit hangers.

**Uso:**  
Las abrazaderas para vigas se utilizan en vigas, en vigas de piso o en otras estructuras similares a fin de proporcionar una base para el montaje de los suspendedores de conductos.

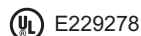
**Materials / Materiales :**

- Malleable Iron / Hierro Maleable

**Finish / Final :**

- Zinc Plated / Cinc Plateado

**Certification / Certificación :**



## ACCESSORIES

Catalog Number	UPC No 0-31857	Hole Size	Jaw Opening	Pcs/ Unit	Ctn/Case Qty/Qty	Case Wt.
----------------	----------------	-----------	-------------	-----------	------------------	----------

**Polybag**

44004	44004-6	1/4- 20	13/16"	2	20	9.33
49004	49004-1	1/4- 20	13/16"	1	2	55.99


**Boxed**

57004	57004-0	1/4- 20	13/16"		25/100	56.66
-------	---------	---------	--------	--	--------	-------

Nominal Dimensions		
A	B	C
1.39	1.42	1.00
1.39	1.42	1.00
1.39	1.42	1.00
1.56	1.50	1.30
2.12	2.00	1.90

## Switch Box Supports

Cambie Las Ayudas De la Caja



**Use:**

Switch box supports are used to attach an outlet box in drywall where there are no means of attaching the box to a structure.

**Uso:**

Los soportes para cajas de interruptores se utilizan para sujetar una caja de distribución en el panel de yeso cuando no se puede sujetar la caja a una estructura.

**Materials / Materiales :**

- Steel / Acero

## ACCESSORIES

Catalog Number	UPC No 0-31857	Trade Size	Nominal Dimensions			Pcs/ Unit	Ctn/Case Qty/Qty	Case Wt.
			A	B	C			

**Carded**

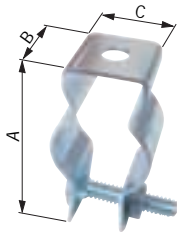
18102	08102-7	-	5.12	2.25	0.02	1 pair	50/500	33.5
02-18102	18102-4	-	5.12	2.25	0.02	1 pair	2/100	3.5

**Polybag**

49882	49882-5	-	5.12	2.25	0.02	2	50	3.4
-------	---------	---	------	------	------	---	----	-----

## Conduit Hangers

Suspensiones Del Conducto



**Use:**

Conduit hangers are used to secure and suspend EMT, Rigid, IMC and PVC Conduits from overhead supports.

- With Carriage Bolt and Nut Attached

**Uso:**

Los suspendedores de conductos se utilizan para fijar conductos EMT, rígidos, IMC y de PVC, y para suspenderlos de otros soportes superiores.

- Con el perno y la tuerca de carro unidos

**Materials / Materiales :**

- Stamped Steel / Acero Estampado

**Finish/ Final :**

- Zinc Plated / El Cinc Plateó

**Certification / Certificación :**

UL E229278

**Standards / Estándares :**

UL 2239

CSA C22.2 No. 18

## ACCESSORIES

Catalog Number	UPC No 0-31857	Trade Size	Nominal Dimensions			Pcs/ Unit	Ctn/Case Qty/Qty	Case Wt.
			A	B	C			

**Polybag**

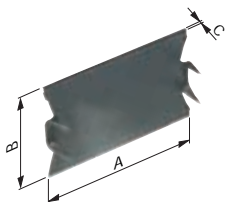
44100	44100-5	1/2"	1.95	0.75	0.70	5	20	7.9
49100	49100-0	1/2"	1.95	0.75	0.70	1	50	4.2
44110	44110-4	3/4"	2.21	0.75	0.82	5	20	8.8
49110	49110-9	3/4"	2.21	0.75	0.82	1	30	2.9
44120	44120-3	1"	2.53	0.86	0.93	2	20	4.5
49120	49120-8	1"	2.53	0.86	0.93	1	20	2.4
44130	44130-2	1 1/4"	2.72	0.86	0.98	2	20	5.3
49130	49130-7	1 1/4"	2.72	0.86	0.98	1	25	3.4
44135	44135-7	1 1/4"	3.01	0.86	1.03	2	20	4.9
49135	49135-2	1 1/4"	3.01	0.86	1.03	1	20	2.6
44140	44140-1	1 1/2"	3.31	0.96	1.10	2	20	7.1
49140	49140-6	1 1/2"	3.31	0.96	1.10	-	20	4.1
44150	44150-0	2"	4.05	0.96	1.12	2	20	8.5
49145	49145-1	2"	4.05	0.96	1.12	-	20	4.7

**Boxed**

52100	52100-4	1/2"	1.95	0.75	0.70	-	50/500	38.6
52110	52110-3	3/4"	2.21	0.75	0.82	-	100	8.3
52120	52120-2	1"	2.53	0.86	0.93	-	100	10.0
52130	52130-1	1 1/4"	2.72	0.86	0.98	-	100	12.2
52135	52135-6	1 1/4"	3.01	0.86	1.03	-	100	13.5
52140	52140-0	1 1/2"	3.31	0.96	1.10	-	100	18.9
52150	52150-9	2"	4.05	0.96	1.12	-	50	10.7
52155	52155-4	2 1/2"	4.60	1.18	1.25	-	25	7.5
52156	52156-1	3"	5.31	1.18	1.25	-	10	4.6

## Nail Plate

Placa Del Clavo



**Use:**

Safety plates are used to protect cable insulation from nail punctures in wooden structures.

**Uso:**

Las placas de seguridad se utilizan para proteger el aislamiento de los cables contra las perforaciones provocadas por los clavos en estructuras de madera.

**Materials / Materiales :**

- Steel / Acero

**Standards / Estándares :**

NEC Article 300-4

## ACCESSORIES

Catalog Number	UPC No	Trade Size	Nominal Dimensions			Pcs/ Unit	Ctn/Case Qty/Qty	Case Wt.
			A	B	C			
<b>Carded</b>								
18711	08711-1	-	2.5	1.5	0.062	2	10/120	23.4
<b>Polybag</b>								
02-18711	18711-8	-	2.5	1.5	0.062	2	10	1.8
49711	49711-8	-	2.5	1.5	0.062	2	20	3.6
<b>Boxed</b>								
56053	56053-9	-	2.5	1.5	0.062	-	50/500	56.01
SP-50	66053-6	-	2.5	1.5	0.062	50	5/50	15.98
SP-10*	96052-0	-	2.5	1.5	0.062	10	10	7.3

## Ground Screw

Tornillo De tierra



**Use:**

Ground screws are used to ground a wiring device to a switch or outlet box.

- 1/2" Long
- Binding Head

**Uso:**

Los tornillos de conexión a tierra se utilizan para conectar a tierra un dispositivo para cableado a un interruptor o a una caja de distribución.

- 1/2 "largo
- Cabeza Obligatoria

**Materials / Materiales :**

- Steel / Acero

**Finish / Final :**


- Zinc Plated With Green Irridate / Cinc Plateado Con Irridate Verde

## ACCESSORIES

Catalog Number	UPC No	Trade Size	Nominal Dimensions			Pcs/ Unit	Ctn/Case Qty/Qty	Case Wt.
			A	B	C			
<b>Boxed</b>								
58887	58887-8	#10/32	0.37	0.41	0.31	100	6/60	34.0

## Ground Clip

Clip De tierra



**Use:**

Ground clips are used to attach a ground wire to the side wall of a switch or outlet box.

**Uso:**

Las abrazaderas de conexión a tierra se utilizan para sujetar un cable de conexión a tierra a la pared lateral de una caja de interruptores o de distribución.

**Materials / Materiales :**

- Steel / Acero

**Finish / Final :**


- Green / Verde

## ACCESSORIES

Catalog Number	UPC No	Trade Size	Nominal Dimensions			Pcs/ Unit	Ctn/Case Qty/Qty	Case Wt.
			A	B	C			
<b>Carded</b>								
18886	18886-3		0.67	0.40	0.32	6	10/120	11.4
<b>Polybag</b>								
49886	49886-3		0.67	0.40	0.32	2	50	0.9
<b>Boxed</b>								
58886	58886-1	#14-#12	0.67	0.40	0.32	100	1/10	5.3

## Fixture Locknut

Tuerca de fijación Del Accesorio



**Use:**

Fixture locknuts are used to secure a light fixture canopy.

- Square
- Heavy Duty

**Uso:**

Las contratuercas para accesorios se utilizan para asegurar una tapa para techo de un accesorio de iluminación.

- Cuadrado
- Resistente

**Materials / Materiales :**

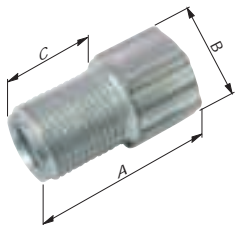
- Steel / Acero

## ACCESSORIES

Catalog Number	UPC No	Trade Size	Nominal Dimensions			Pcs/ Unit	Ctn/Case Qty/Qty	Case Wt.
			A	B	C			
<b>Polybag</b>								
49099	49099-7	3/8"	1.04	0.17		2	50	4.1
<b>Boxed</b>								
55100	55100-1	3/8"	1.04	0.17		-	100/1000	31.3

## Fixture Extension

Extensión Del Accesorio



**Use:**

Fixture extensions are used to extend a light fixture canopy in a deep mounted box.

**Uso:**

Las extensiones para accesorios se utilizan para extender las tapas para techo de los accesorios de iluminación en cajas que están colocadas muy adentro.

**Materials / Materiales :**

- Zinc Die-Cast / Cinc Fundido A troquel

## ACCESSORIES

Catalog Number	UPC No	Trade Size	Nominal Dimensions			Pcs/ Unit	Ctn/Case Qty/Qty	Case Wt.
			A	B	C			
<b>Boxed</b>								
57001	57001-9	1 3/8"	1.35	0.83	0.80	-	100/1000	41.9

### Ground Wire

Alambre De tierra



**Use:**

Ground wires are used to ground a wiring device to a switch or outlet box.

- #12 AWG Bare Wire
- Captive Screw

**Uso:**

Los cables de conexión a tierra se utilizan para conectar a tierra un dispositivo para cableado a un interruptor o a una caja de distribución.

- Alambre Pelado del AWG #12
- Tornillo Prisionero

**Materials / Materiales :**

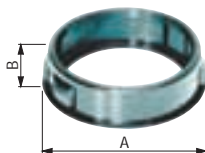
- Copper / Cobre

## ACCESSORIES

Catalog Number	UPC No	Trade Size	Nominal Dimensions			Pcs/ Unit	Ctn/Case Qty/Qty	Case Wt.
			A	B	C			
<b>Carded</b>								
18100	18100-0	-				2	10	13.6
<b>Polybag</b>								
49888	49888-7	-				1	50	5.4
<b>Boxed</b>								
58888	58888-5	-				-	100/1000	23.8

### Knock-Out Bushing

Buje Removable



**Use:**

Ground wires are used to ground a wiring device to a switch or outlet box.

- #12 AWG Bare Wire
- Captive Screw

**Uso:**

Los cables de conexión a tierra se utilizan para conectar a tierra un dispositivo para cableado a un interruptor o a una caja de distribución.

- Alambre Pelado del AWG #12
- Tornillo Prisionero

**Materials / Materiales :**

- Plastic / Plástico

## ACCESSORIES

Catalog Number	UPC No	Trade Size	Nominal Dimensions			Pcs/ Unit	Ctn/Case Qty/Qty	Case Wt.
			A	B	C			
<b>Polybag</b>								
49391	49391-2	1/2"	0.90	0.40		1	75	1.0
49392	49392-9	3/4"	1.20	0.40		1	50	0.8
49393	49393-6	1"	1.45	0.40		1	50	1.0
49394	49394-3	1 1/4"	1.75	0.40		1	25	0.8
49395	49395-0	1 1/2"	2.10	0.40		1	25	0.8
49396	49396-7	2"	2.70	0.70		1	25	1.0